

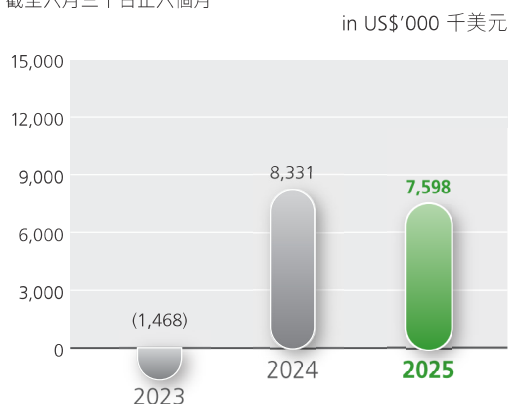
# Financial Highlights

## 財務摘要

		Unaudited six months ended 30 June 未經審核 截至六月三十日止六個月		
		2025 二零二五年 US\$'000 千美元	2024 二零二四年 US\$'000 千美元	Change 變動
Revenue	收益	184,267	185,155	-888
Gross profit	毛利	31,809	32,903	-1,094
Profit for the period	期內溢利	7,610	8,344	-734
Profit attributable to owners of the Company	本公司擁有人應佔溢利	7,598	8,331	-733
Basic earnings per share	每股基本盈利	0.50 US cents 美仙	0.55 US cents 美仙	
Diluted earnings per share	每股攤薄盈利	0.50 US cents 美仙	0.55 US cents 美仙	
Interim dividend proposed per share	擬派每股中期股息	0.300 US cents 美仙	0.273 US cents 美仙	
Total dividends paid and proposed per share	已付及擬派每股股息總額	0.300 US cents 美仙	0.273 US cents 美仙	

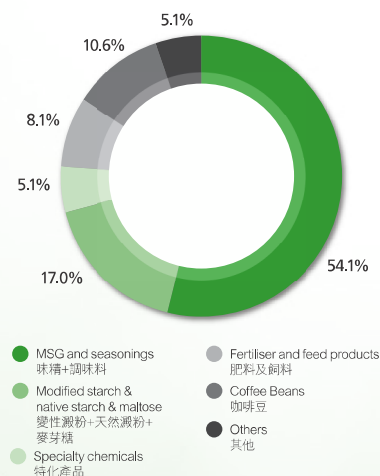
### PROFIT ATTRIBUTABLE TO OWNERS OF THE COMPANY 本公司擁有人應佔溢利

Six months ended 30 June  
截至六月三十日止六個月



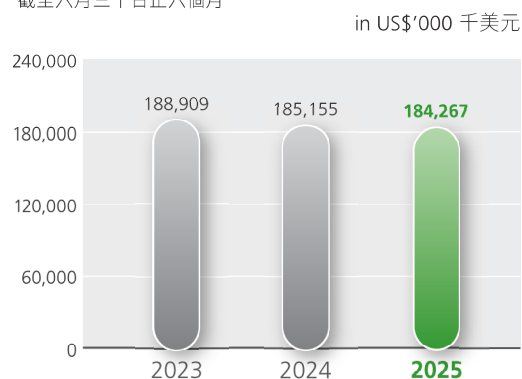
### REVENUE BY PRODUCTS 按產品分類之收益

Six months ended 30 June 2025  
截至二零二五年六月三十日止六個月



### REVENUE 收益

Six months ended 30 June  
截至六月三十日止六個月



### REVENUE BY GEOGRAPHIC LOCATION 按地區分類之收益

Six months ended 30 June 2025  
截至二零二五年六月三十日止六個月

